

JW-HD108N

N-type Bifaziales Monomodul

415-435W

J-TOPCon 2.0 Technologie



435W Maximale Leistung Output	22.27% Maximale Modulleffizienz	0~+5W Power Output Toleranz
---	---	---------------------------------------

IEC61215(2016), IEC61730(2016) | ISO9001:2015: Quality Management System | ISO14001:2015: Environment Management System
ISO45001:2018: Occupational health and safety management systems | IEC62941: 2019: Quality system for PV module manufacturing



10-30% zusätzliche Stromerzeugung
30 Jahre Lebensdauer bringen 10-30% zusätzliche Stromerzeugung im Vergleich zu herkömmlichen P-Typ-Modulen



Bessere Reaktion auf schwache Beleuchtung
Höhere Leistung auch bei schwacher Sonneneinstrahlung wie an bewölkten oder nebligen Tagen



NULL LID (Lichtinduzierte Verschlechterung)
N-Typ-Solarzellen haben von Natur aus kein LID, was die Stromerzeugung erhöhen kann



Bessere Temperaturkoeffizienz
Höhere Stromerzeugung unter Arbeitsbedingungen dank der passivierenden Kontaktzellentechnologie



Höhere Verlässlichkeit
Neueste J-TOPCon2.0-Technologie von Jolywood, keine Umwicklung mit Polysilikon, vollständige elektrische Isolierung, kein Kriechstrom; viel sicherer für das Dach

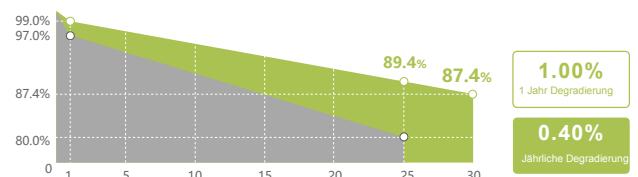


Breitere Anwendbarkeit
Mehr Anwendungsbereiche wie BIPV, vertikale Installation, Schneefelder, feuchte, windige und staubige Gebiete

Jolywood liefert zuverlässige Leistung über lange Zeit

- Führender Hersteller von bifazialen N-Typen
- Vollautomatische Anlage und branchenführende Technologie
- Erstklassige Haltbarkeit und Zuverlässigkeit
- BloombergNEF Tier-1 Solarmodule

Lineare Leistungsgarantie



25 Jahre Produktmaterial und Verarbeitung / 30 Jahre lineare Leistungsgarantie

Standardmodul Linear Leistungsgarantie | Jolywood N-Typ Bifacial Doppelglasmodul Lineare Leistungsgarantie

*Vorbehaltlich der Bestimmungen und Bedingungen, die in der entsprechenden Jolywood Solar-Garantierklärung enthalten sind. Auch diese 25-Jahre beschränkte Produktgarantie gilt nur für Produkte, die in bestimmten Regionen auf Hausdächern installiert und betrieben werden.

Electrical Properties | STC*

Testing Condition	Front Side	Front Side	Front Side	Front Side	Front Side
Peak Power (Pmax) (W)	415	420	425	430	435
MPP Voltage (Vmp) (V)	31.7	31.9	32.1	32.3	32.5
MPP Current (Imp) (A)	13.10	13.17	13.24	13.32	13.39
Open Circuit Voltage (Voc) (V)	37.7	37.9	38.1	38.3	38.4
Short Circuit Current (Isc) (A)	13.91	13.98	14.05	14.12	14.18
Module Efficiency (%)	21.25	21.51	21.76	22.02	22.27

*STC: Irradiance 1000 W/m², Cell Temperature 25°C, AM1.5
The data above is for reference only and the actual data is in accordance with the practical testing Power Measurement Tolerance ±3%

Electrical Properties | NOCT*

Testing Condition	Front Side	Front Side	Front Side	Front Side	Front Side
Peak Power (Pmax) (W)	315	318	322	326	330
MPP Voltage (Vmp) (V)	29.8	30.0	30.2	30.3	30.5
MPP Current (Imp) (A)	10.56	10.62	10.67	10.74	10.82
Open Circuit Voltage (Voc) (V)	36.0	36.2	36.4	36.6	36.8
Short Circuit Current (Isc) (A)	11.22	11.27	11.33	11.38	11.44

*NOCT: Irradiance 800 W/m², Ambient Temperature 20°C, Wind Speed 1 m/s

Operating Properties

Operating Temperature (°C)	-40°C~+85°C
Maximum System Voltage (V)	1500V DC (IEC)
Maximum Series Fuse Rating (A)	30
Power Tolerance	0~+5W
Bifaciality*	80%

*Bifaciality=Pmaxrear (STC) /Pmaxfront (STC) , Bifaciality tolerance:±5%

Temperature Coefficient

Temperature Coefficient of Pmax*	-0.300%/°C
Temperature Coefficient of Voc	-0.250%/°C
Temperature Coefficient of Isc	+0.045%/°C
Nominal Operating Cell Temperature (NOCT)	42±2°C

*Temperature Coefficient of Pmax±0.03%/°C

Mechanical Properties

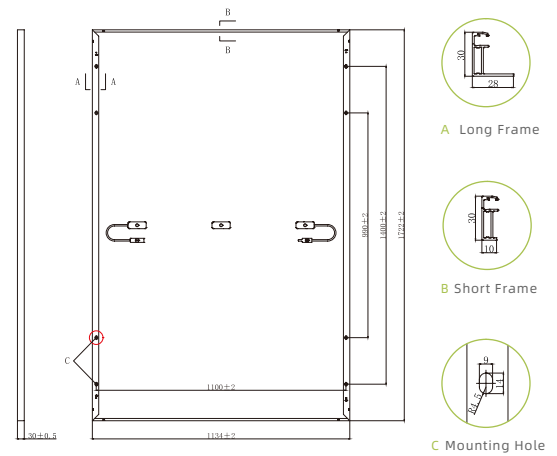
Cell Size	182.00mm*91.00mm
Number of Cells	108pcs(12*9)
Module Dimension	1722mm*1134mm*30mm
Weight	24.5kg
Front / Rear Glass*	2.0mm/2.0mm
Frame	Anodized Aluminium Alloy
Junction Box	IP68 (3 diodes)
Length of Cable	4.0mm ² , +300mm/-180mm (Cable length can be customized)

*Heat strengthened glass

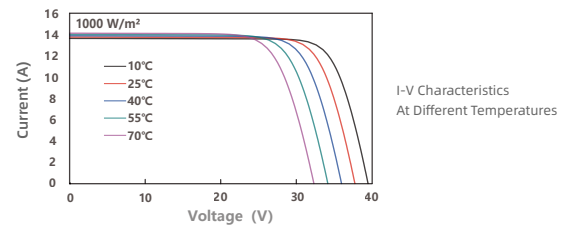
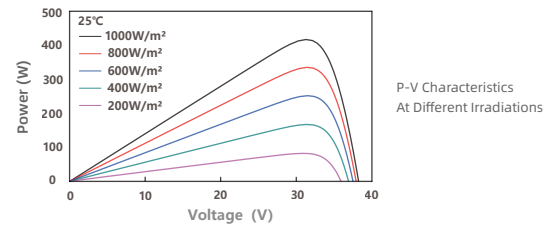
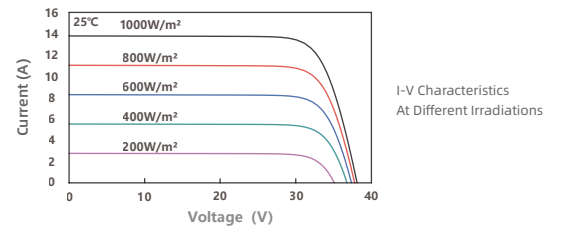
With Different Power Generation Gain (regarding 415W as an example)

Power Gain (%)	Peak Power (Pmax) (W)	MPP Voltage (Vmp) (V)	MPP Current (Imp) (A)	Open Circuit Voltage (Voc) (V)	Short Circuit Current (Isc) (A)
10	448	31.7	14.13	37.7	14.99
15	465	31.7	14.65	37.7	15.54
20	481	31.7	15.17	37.7	16.08
25	498	31.7	15.69	37.7	16.62
30	515	31.8	16.20	37.8	17.16

Engineering Drawing (unit: mm)



Characteristic Curves | HD108N-415



Packaging Configuration

Packing Type	20'GP	40'GP	40'HQ
Piece/Pallet		36	
Pallet/Container	6	13	26
Piece/Container	216	468	936

*The specification and key features described in this datasheet may deviate slightly and are not guaranteed. Due to ongoing innovation, R&D enhancement, Jolywood (Taizhou) Solar Technology Co., Ltd. reserves the right to make any adjustment to the information described herein at any time without notice. Please always obtain the most recent version of the datasheet which shall be duly incorporated into the binding contract made by the parties governing all transactions related to the purchase and sale of the products described herein.

